

**(RU)** Инструкция по сборке

**(GB)** Notice de montage

**(D)** Montageanleitung

**(FR)** Assembly instructions

**(IT)** Istruzioni di montaggio

**(NL)** Handleiding voor de montage

**(CZ)** Montážní návod

**(PL)** Instrukcja montażu

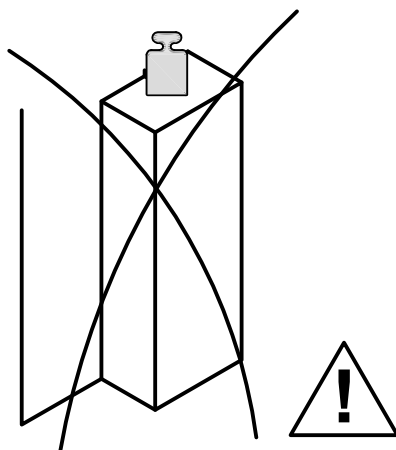






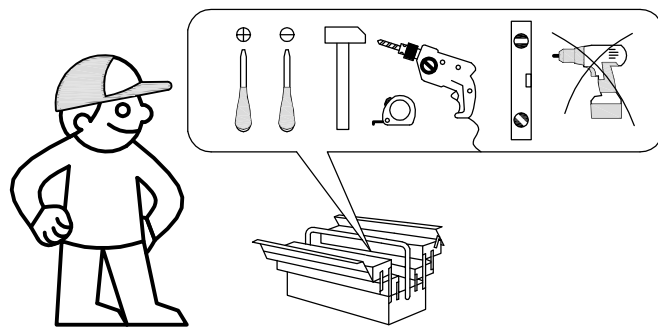
**(SK)** Návod na montáž

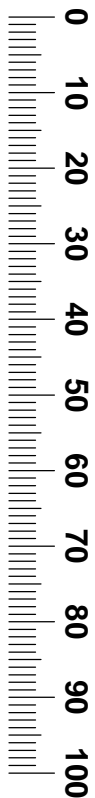
**(HU)** Montaj talimati

**(RO)** Instrukțiuni de montaj

**(TR)** Szerelési útmutató

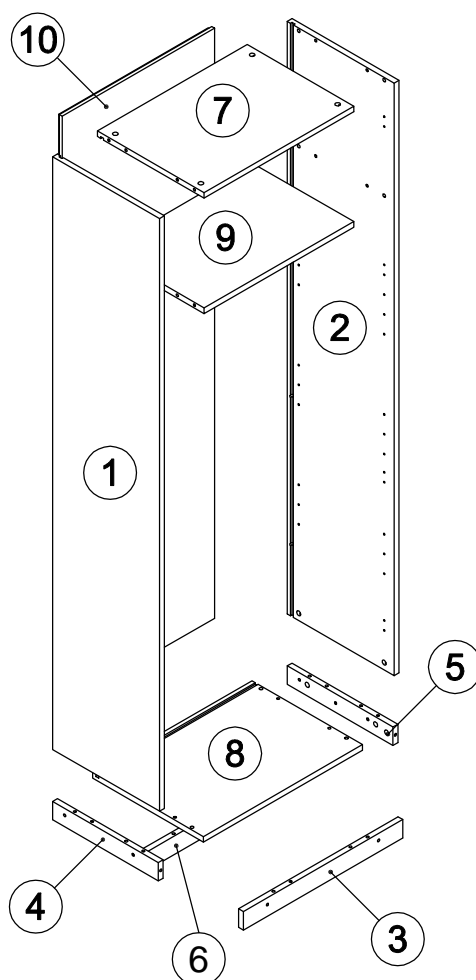
<b>RU</b>	Чтобы предотвратить опрокидывание, <b>ВСЕГДА</b> крепите мебель к стене! Входящие в комплект поставки материалы для крепления на стене (дюбели и шурупы) предназначены только для прочных бетонных стен. Для других типов стен используйте специальные дюбели и шурупы. При необходимости обратитесь за помощью в специализированный магазин.
<b>GB</b>	The enclosed wall mounting materials (dowels and screws) are only suitable for solid masonry (e.g. concrete or brick walls). Special dowels and other screws may be necessary for other wall constructions. If necessary, please consult a qualified professional.
<b>D</b>	Das beidefügte Wandbefestigungsmaterial (Dübel und Schrauben) eignet sich nur für festes Mauerwerk (z.B. Beton oder Ziegelwände). Für andere Wandaufbauten sind eventuell Spezialdübel und andere Schrauben notwendig. Ziehen Sie gegebenenfalls eine Fachkraft zurate.
<b>FR</b>	Le matériel de fixation murale fourni (chevilles et vis) convient uniquement à des murs solides (p. ex. murs en béton ou en briques). Pour les autres constructions de murs, il faut éventuellement des chevilles spéciales et d'autres vis. Faites-vous conseiller par un spécialiste.
<b>IT</b>	I materiali di fissaggio allegati (tasselli e viti) sono adatti solo ai muri compatti (ad es. di calcestruzzo o mattoni). Per altri tipi di pareti è probabile che occorran tasselli speciali e altre tipologie di viti. Richiedere eventualmente il consiglio di un esperto.
<b>NL</b>	Het bijgeleverde bevestigingsmateriaal (pluggen en schroeven) is geschikt voor vaste muren (bijv. betonnen of bakstenen muren). Voor andere muurconstructies zijn eventueel speciale pluggen en andere schroeven noodzakelijk. Consulteer eventueel een vakman.
<b>CZ</b>	Příložený materiál pro montáž na stěnu (hmoždinky a šrouby) je vhodný jen pro pevné zdivo (např. betonové nebo cihlové stěny). Pro jiné skladby stěn budou případně nutné speciální hmoždinky a jiné šrouby. Poradte s odborníkem.
<b>PL</b>	Żalączony zestaw montażowy do zamocowania artykułu do ściany (kołki, wkręty, haki itp.), przeznaczony jest do montażu artykułu na ścianach wykonanych z cegły lub betonu. Przy montażu artykułu na ścianie wykonanej z innych materiałów, należy zastosować odpowiednie do niej zamocowania. W razie wątpliwości prosimy zasięgnąć porady fachowca.
<b>SK</b>	Priložený materiál pre upevnenie na stenu (hmoždinky a skrutky) je vhodný len pre pevné murivo (napr. betónové alebo tehlové steny). Pre iné steny sú potrebné príp. špeciálne hmoždinky a iné skrutky. V prípade potreby sa poradte s odborníkom.
<b>HU</b>	A mellékelt fali rögzít készlet (tipli és csavarok) csak t m tt falazatban (pl. betonfalban, téglafalban) használhat . Más faltípusokhoz speciális tiplire és csavarra lesz szükség. Szükség esetén kérje ki egy szakember véleményét.
<b>RO</b>	Materialul furnizat pentru montajul de perete (dibluri și șuruburi) este adecvat numai pentru zidărie solidă (de exemplu pereți din beton sau din cărămidă). Pentru alte structuri de pereți, este posibil să fie necesare dibluri special, precum și alte șuruburi. Dacă este necesar, consultați un specialist.
<b>TR</b>	Teslimat kapsamındaki duvar tipi sabitleme materyali (dübel ve vidalar) sadece beton ve tuğla duvarlar gibi sağlam duvar yapılar için uygundur. Başka duvar yapılar için özel dübeller veya başka vidalar gerekli. Gerekirse bir uzmandan yardım alın z.



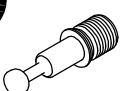

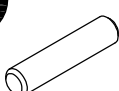


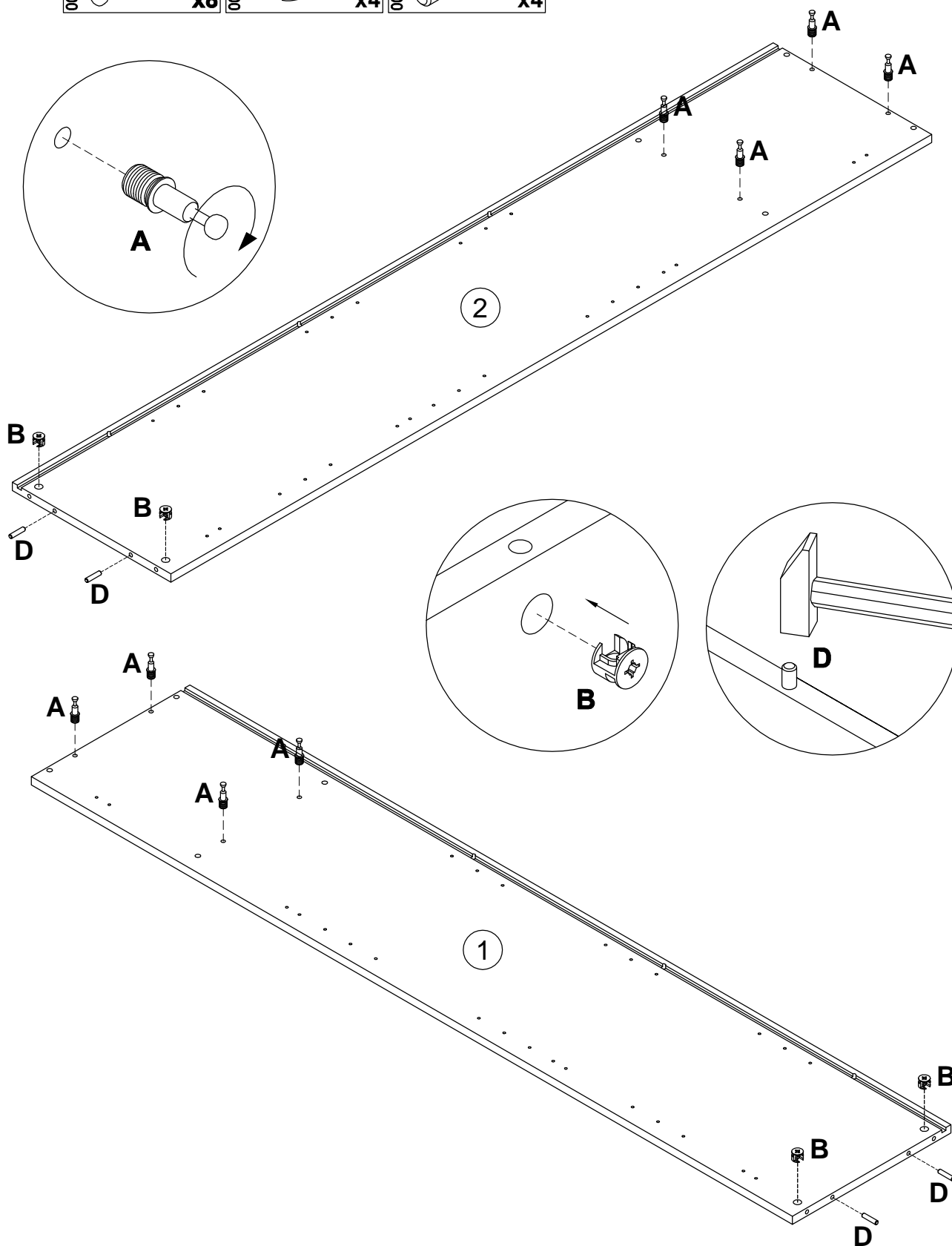
<b>A</b> 000103  10x32 <b>x22</b>	<b>B</b> 000146  15x12 <b>x22</b>	<b>C</b> 100640  20x0.5 <b>x8</b>	<b>D</b> 000151  8x35 <b>x34</b>	<b>E</b> 011519  <b>x1</b>	<b>F</b> 013859  8x40 <b>x1</b>
<b>G</b> 090185  4.5x45 <b>x1</b>	<b>H</b> 084082  5x20 <b>x2</b>	<b>I</b> 005145  M4x29 <b>x2</b>	<b>J</b> 002704  M4x20 <b>x2</b>	<b>K</b> 030579  <b>x36</b>	

N	LxBxH (mm)	Qty	✓
1	1920x400x18	1	
2	1920x400x18	1	
3	596x60x18	1	
4	396x60x18	1	
5	396x60x18	1	
6	560x60x18	1	
7	560x399x18	1	
8	596x414x18	1	
9	560x376x18	1	
10	1912x570x18	1	

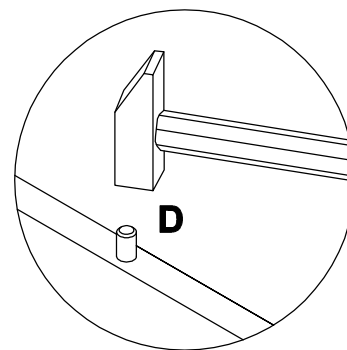
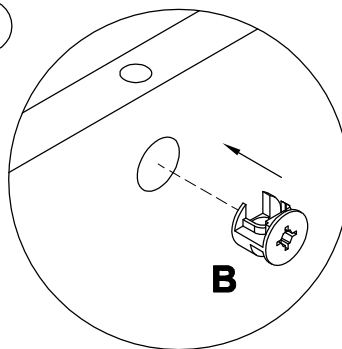
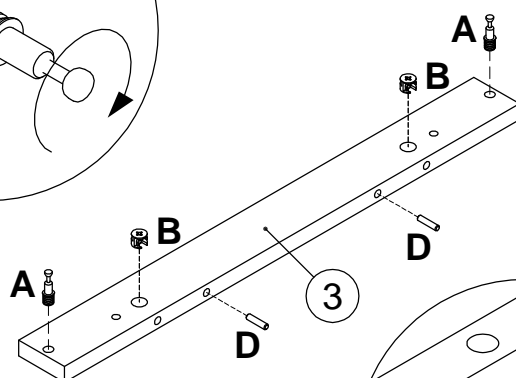
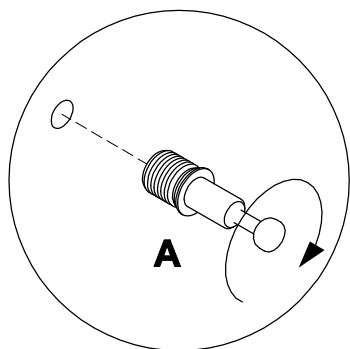


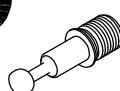

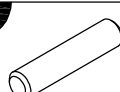
1

<b>A</b> 000103	 10x32 <b>x8</b>	<b>B</b> 000146	 15x12 <b>x4</b>	<b>D</b> 000151	 8x35 <b>x4</b>
--------------------	---	--------------------	---	--------------------	--

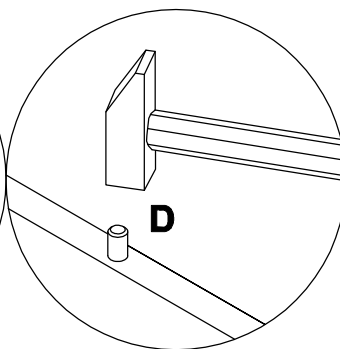
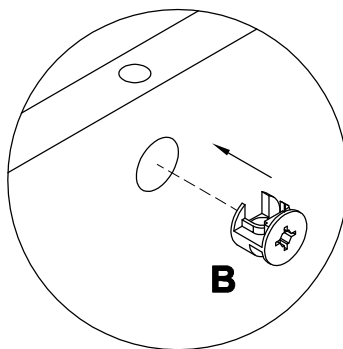
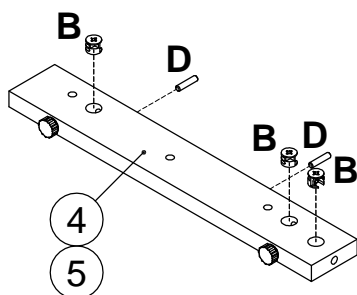




2



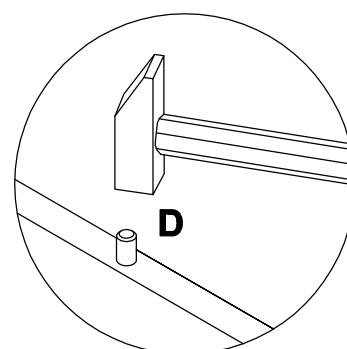
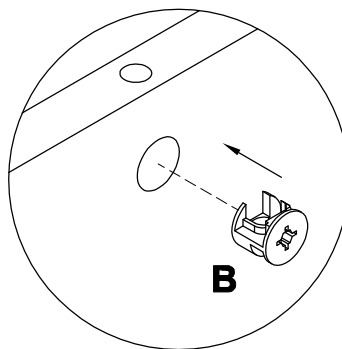
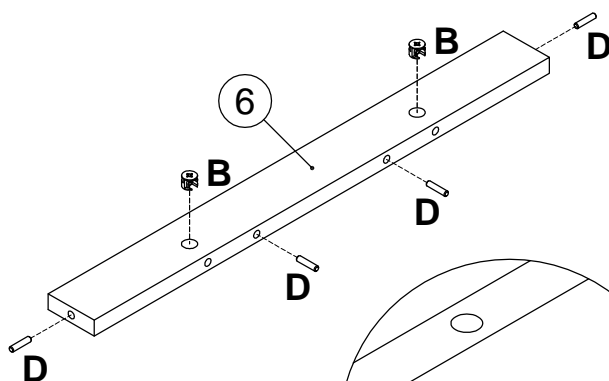
<b>A</b>		10x32
000103		<b>x2</b>
<b>B</b>		15x12
000146		<b>x2</b>
<b>D</b>		8x35
000151		<b>x2</b>



3





<b>B</b>		15x12
000146		<b>x6</b>
<b>D</b>		8x35
000151		<b>x4</b>

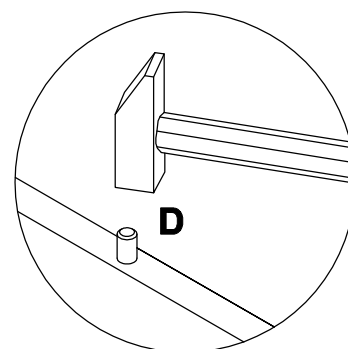
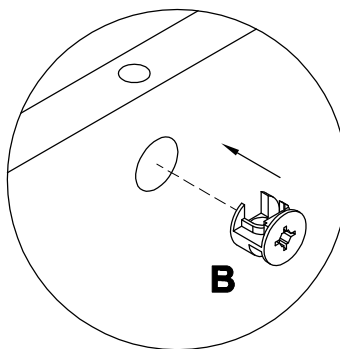
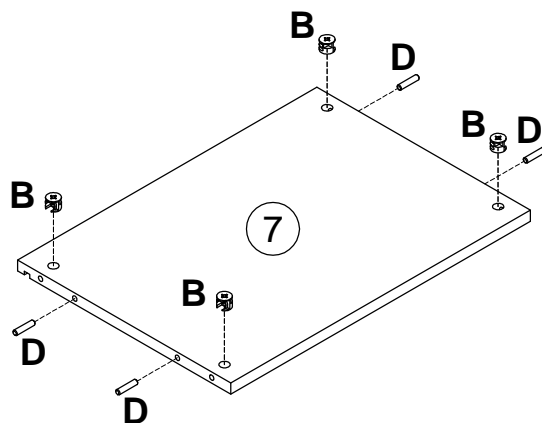
4



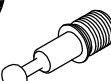
<b>B</b>		15x12
000146		<b>x2</b>
<b>D</b>		8x35
000151		<b>x4</b>

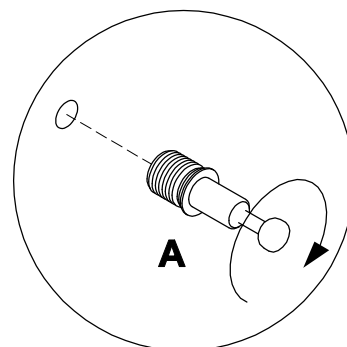
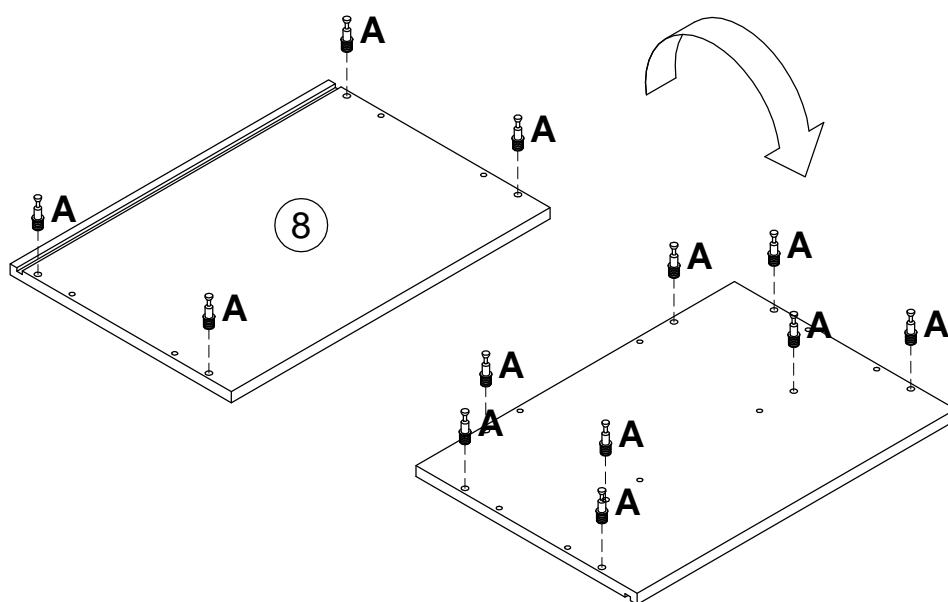
5

B		15x12
000146		x4
D		8x35
000151		x4





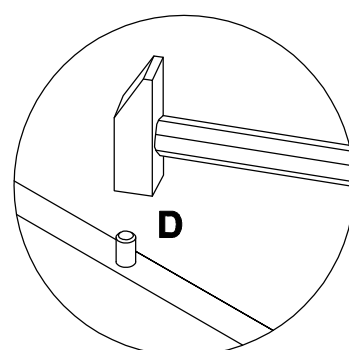
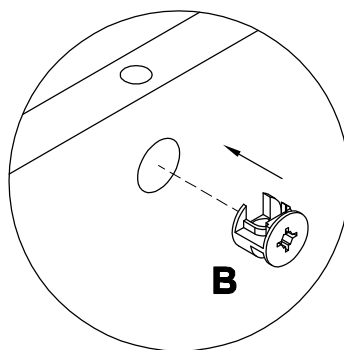
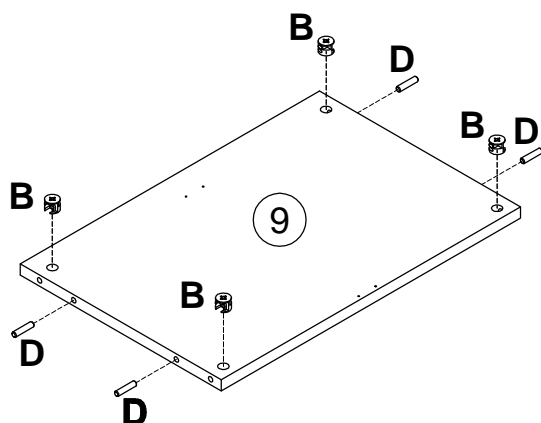
6

A		10x32
000103		x12




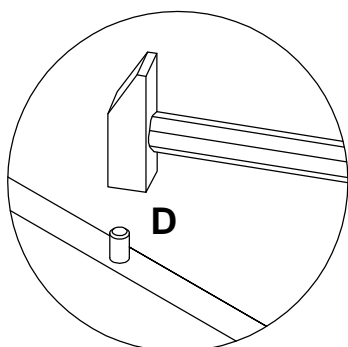
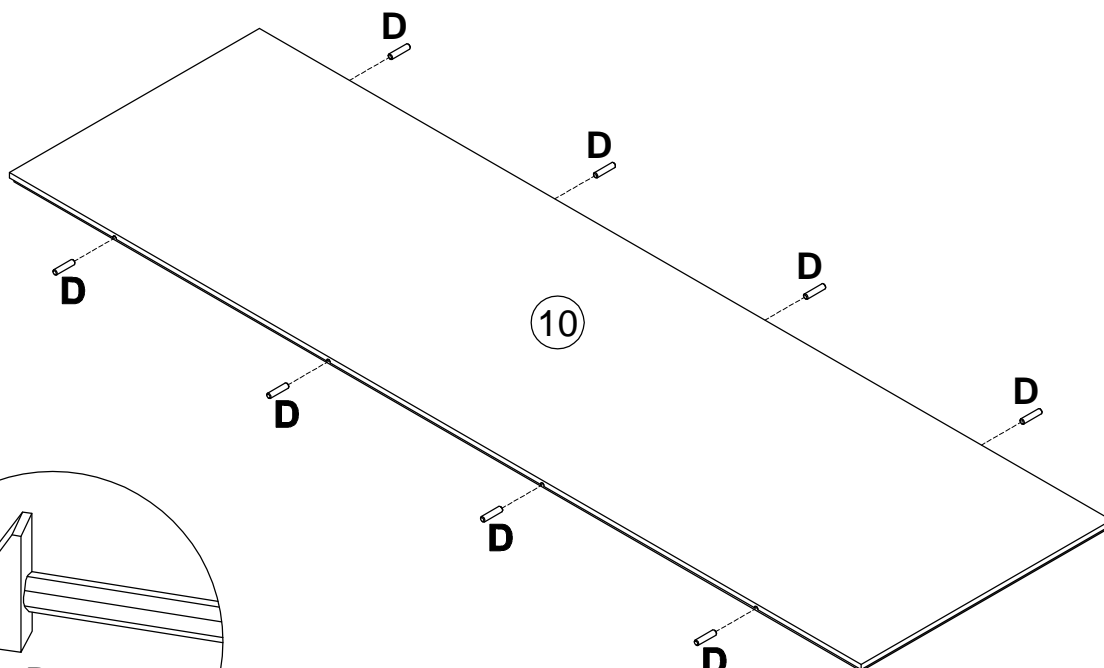
7

B		15x12
000146		x4
D		8x35
000151		x4



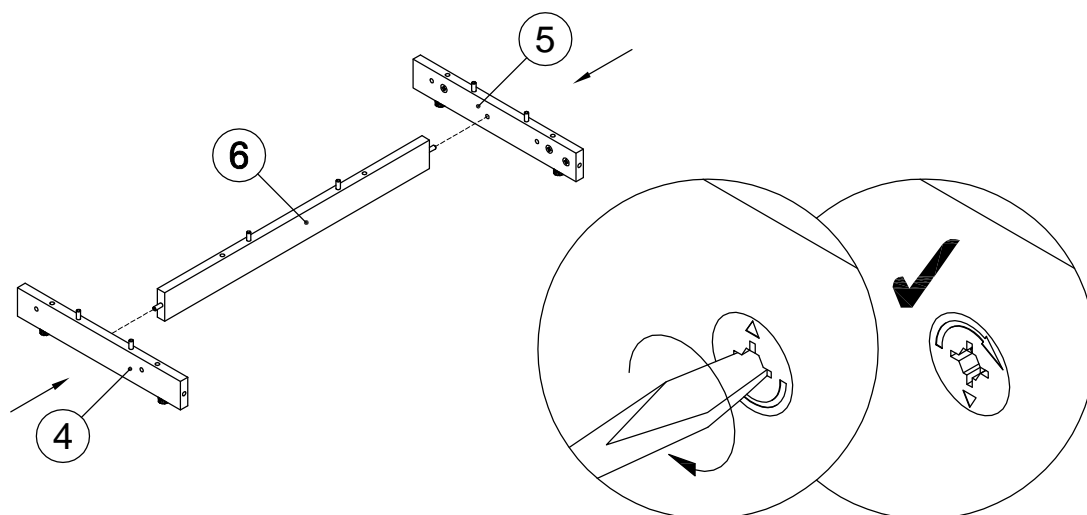
8

D		8x35
000151		x8

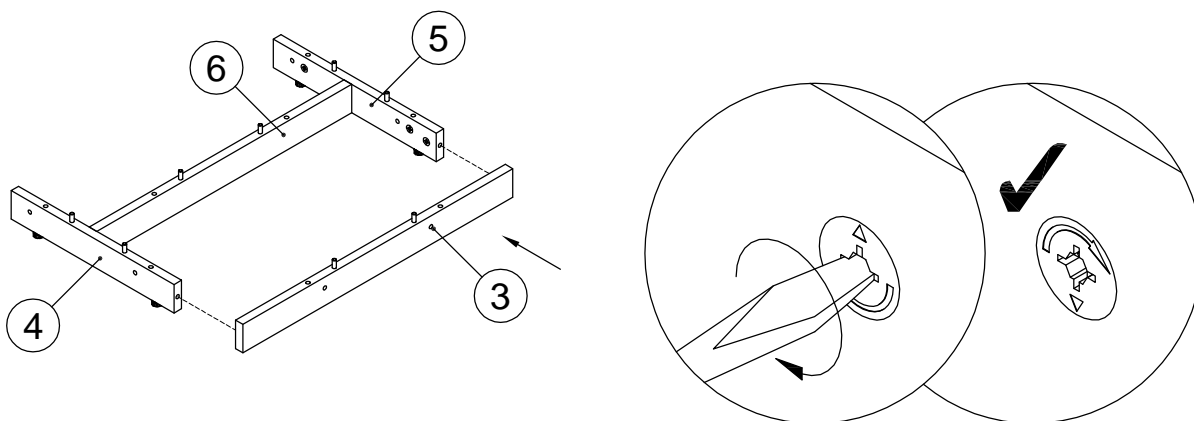




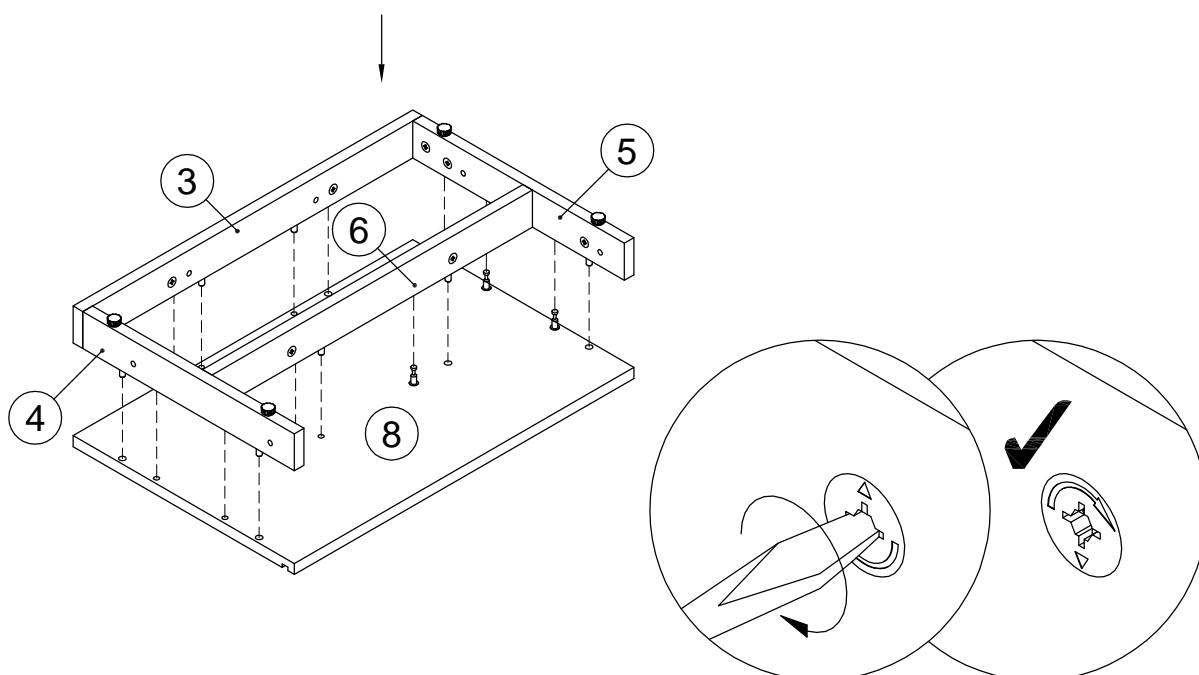
9

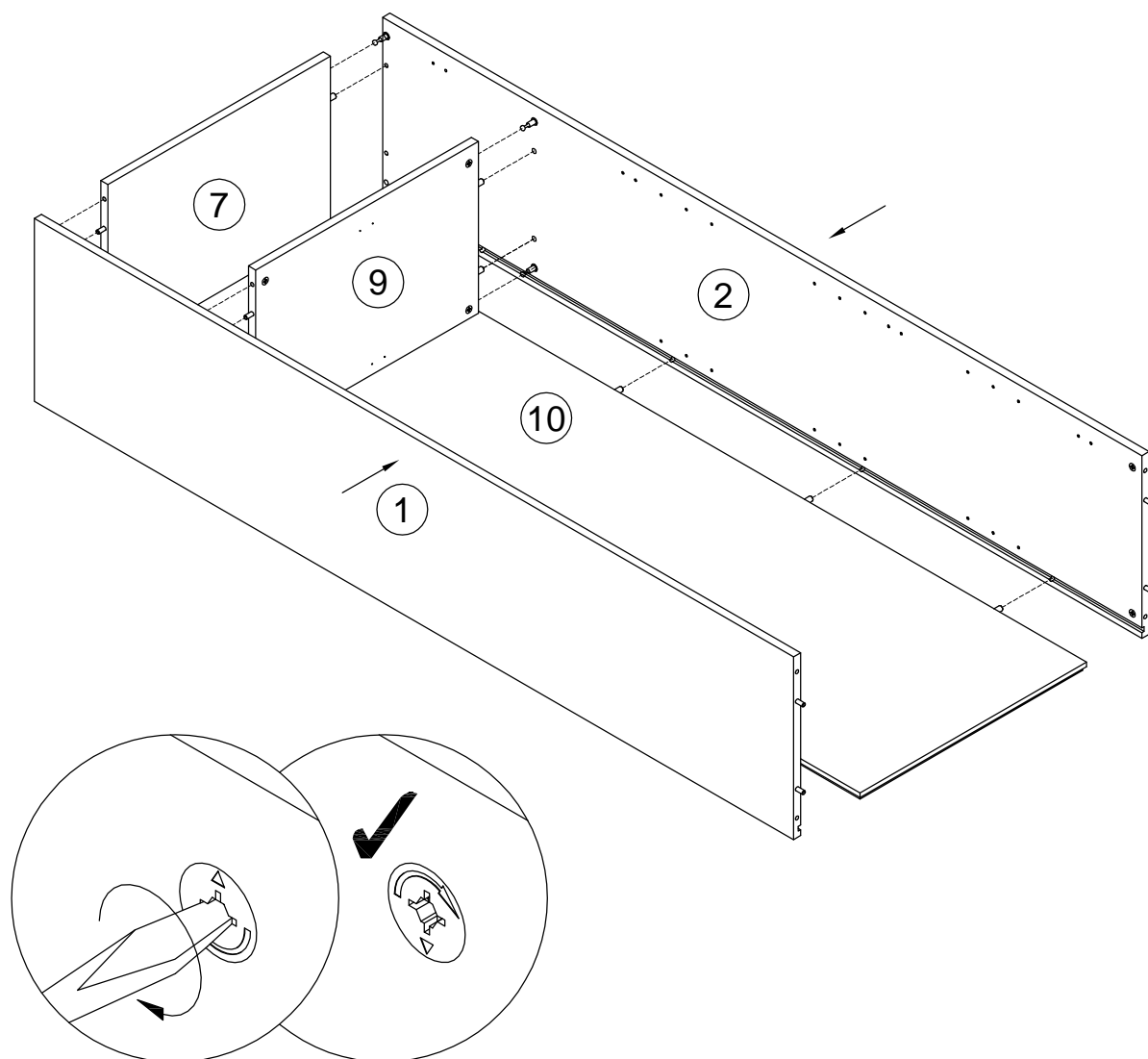


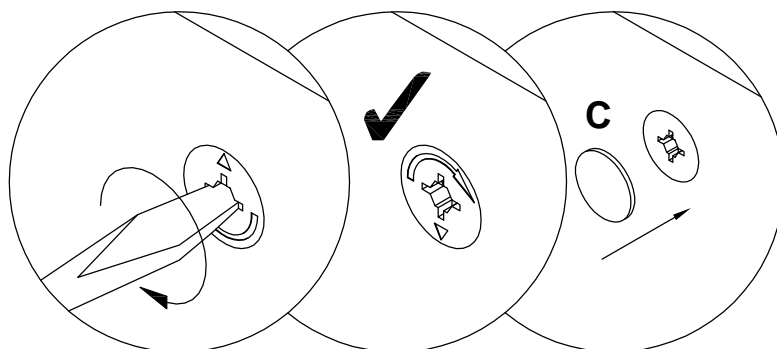
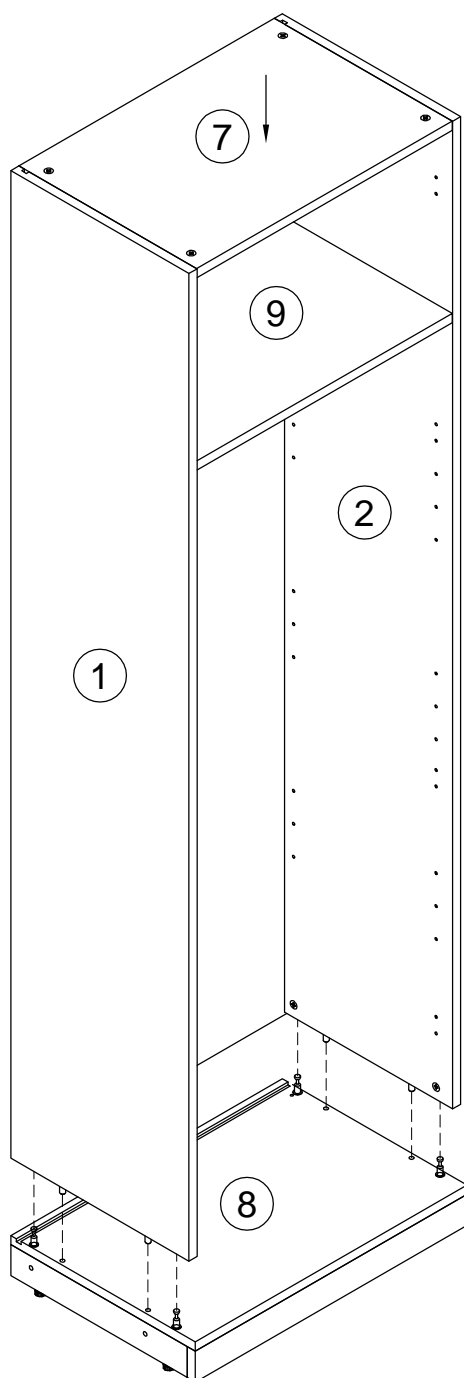
10



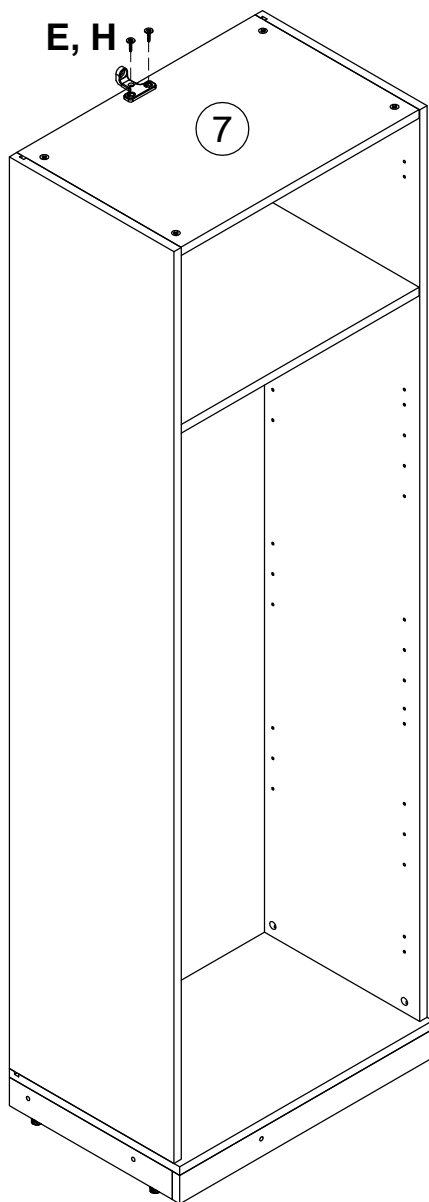
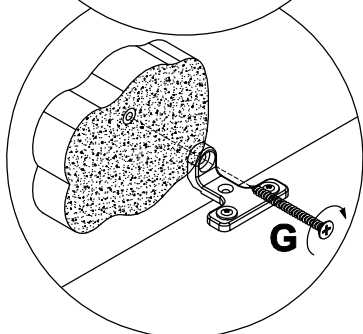
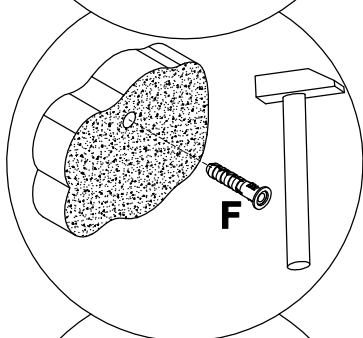
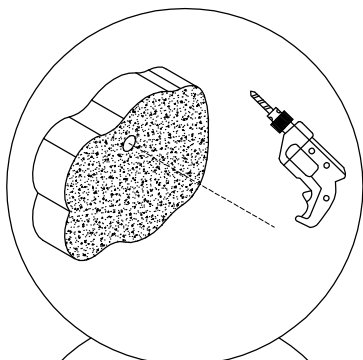
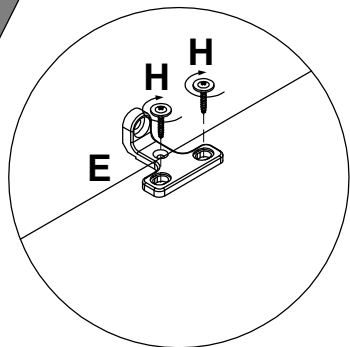
11







14



<b>E</b>	011519		x1
<b>F</b>	013859	8x40	x1
<b>G</b>	090185	4.5x45	x1
<b>H</b>	084082	5x20	x2

15

<b>I</b>	005145	M4x29	x2
<b>J</b>	002704	M4x20	x2
<b>K</b>	030579		x36

